0.05" (1.27mm) Pin Header

Single Row 02 to 50 Contacts

SMT Type Profile : 2.5mm

SPECIFICATION

Current Rating	: 1 Amp
Insulator Resistance	: 1000 Megohms min.
Contact Resistance	: 20 Milliohms Max.
Dielectric Withstanding	: AC 500 V
Operating Temperature	: -40°C ~ +105°C
Max Processing Temp	: 230°C For 30~60 Seconds (260°C For 10 Seconds)
Contact Material	: Brass
Insulator Material	: Polyester, UL 94V-0 Standard : Nylon-6T
Contact Plated	: Full Gold, Full Tin, Selective Plated

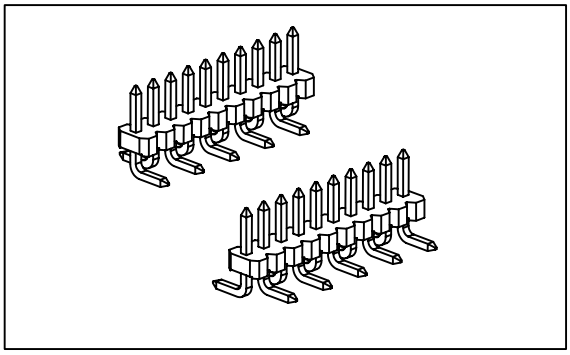

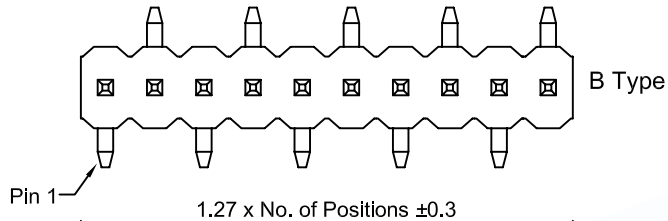

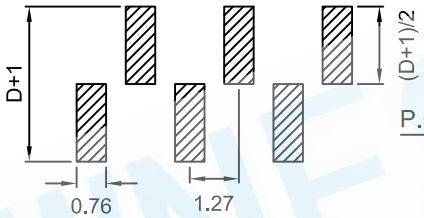

P.C.B Layout
B Type

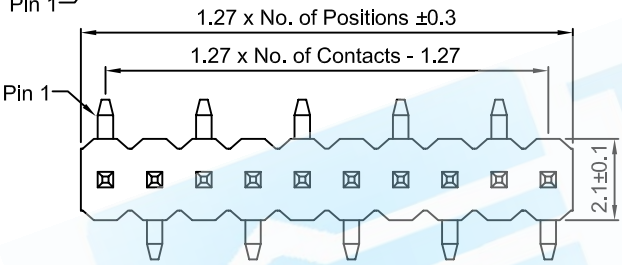

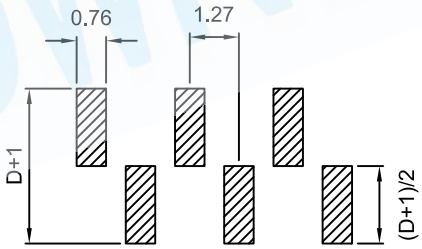

P.C.B Layout
A Type

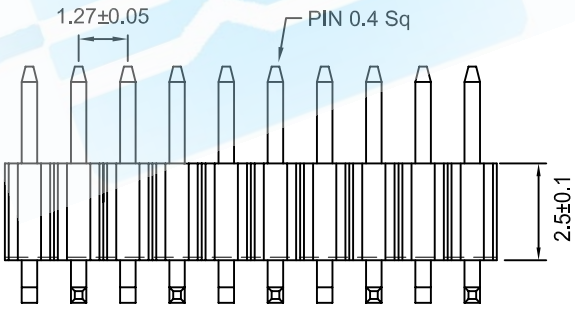

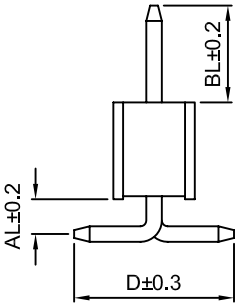

HOW TO ORDER

P10320 - 1 * XX M XX XX - X-X

- Series No.
- Row Type
  1 : 1 Row
- No. of Contact
- Terminal Type
  M : SMT Type
- Contact Plated
- Terminal Type
  01
  02
  03
  .
  .
  .
- P.C.B Layout
  A : A Type
  B : B Type
- Packing Type
  A : In Tube
  B : W/Cap(Clip) In Tube
  C : W/Cap(Clip) In Tube & Reel

Full Gold Type	Selective Plated Type Gold Plated on Contact Area Tin Plated on Solder Area	Full Tin Type
GF : Gold Flash	HF : Gold Flash, Tin 100u"	T1 : Tin 100u"
G1 : Gold 3u"	H1 : Gold 3u", Tin 100u"	T2 : Tin 200u"
G2 : Gold 5u"	H2 : Gold 5u", Tin 100u"	
G3 : Gold 10u"	H3 : Gold 10u", Tin 100u"	
G4 : Gold 15u"	H4 : Gold 15u", Tin 100u"	
G5 : Gold 20u"	H5 : Gold 20u", Tin 100u"	
G6 : Gold 30u"	H6 : Gold 30u", Tin 100u"	